


# Pengenalan Linux Dasar

Oleh : Hendri Destiwanto  
Disampaikan pada DIII UNS Expo



# Daftar isi

- Unix, GNU dan Linux
- Distro
- Metode Operasi
- Instalasi
- Keunggulan
- Tips for beginner



# Unix, GNU, Linux

- **Linus Torvald,**  
Proyek membuat Kernel Unix  
mini → Minix  
Menawarkan source code



- **Richard M Stallman**  
Proyek GNU, program  
freeware  
Ingin membuat sistem operasi  
seperti Unix



LINUX = LINUS UNIX




# Penguin

- Trademark membutuhkan Logo atau Maskot
- Linux adalah Trademark Linus Torvald
- Torvalds Unix ( TUX ) <== Larry Ewing



# Distro

- Sistem Pendistribusian Linux
- Distro Linux berisi :
  - Kernel dan basic system
  - Program Instalasi
  - Tools basic
  - Package



# Contoh :

- Redhat
- Debian
- Slackware
- Suse
- Mandrake
- BSD
- WinLinux
- Dan masih banyak lagi...



# Media Distribusi

- ISO File
  - Download melalui situs dan mirrornya.
  - Pinjem – Kopi ulang – kembalikan
- Beli CD/DVD Distro
  - Toko-toko online
- Floppy atau USB Flash Disc
  - Linux berukuran kecil



cari cd/dvd linux kini ga susah lagi! temukan solusinya disini..

# Metode Operasi

- **Text Mode/CLI**

DOS-nya Linux

Dijalankan dengan kode-kode perintah

```
Welcome to FreeBSD!  
  
Before seeking technical support, please use the following resources:  
  
o Security advisories and updated errata information for all releases are  
  at http://www.FreeBSD.org/releases/ - always consult the ERRATA section  
  for your release first as it's updated frequently.  
  
o The Handbook and FAQ documents are at http://www.FreeBSD.org/ and,  
  along with the mailing lists, can be searched by going to  
  http://www.FreeBSD.org/search/. If the doc distribution has  
  been installed, they're also available formatted in /usr/share/doc.  
  
If you still have a question or problem, please take the output of  
'uname -a', along with any relevant error messages, and email it  
as a question to the questions@FreeBSD.org mailing list. If you are  
unfamiliar with FreeBSD's directory layout, please refer to the hier\(7\)  
manual page. If you are not familiar with manual pages, type 'man man'.  
  
You may also use sysinstall(8) to re-enter the installation and  
configuration utility. Edit /etc/motd to change this login announcement.  
  
bagong# █
```

- **GUI**

General User Interface


GNOME dan KDE

Dijalankan dengan tampilan grafis.




# Instalasi

- Pada Prinsipnya semua sama.
- Boot melalui CD/DVD/USB
- Pilihan Live CD atau Console
- Partisi
  - Root (/) ==> ext3/ ext4
  - Swap ( 2 X RAM)
  - Home ==> my document
  - Partisi melalui software di Windows\$
- Username dan Passwd
- Finishing.




# Keunggulan

- Bebas
- No Virus, no Worm, no Trojan
- Dokumentasi dan informasi mudah didapat
- Mengurangi ketergantungan software
- Kultur dan komunitas yang menyenangkan
- Siapa saja boleh berpartisipasi
- Lebih murah
- Bandel dan tangguh dalam jaringan.



# Tips for beginner

- Tips memilih distro :
  - Cari yang banyak dipakai
  - Cari yang menyediakan manual secara gratis
  - Pakai sesuai yang dibutuhkan
  - terdapat Live CD dan dapat dicoba tanpa diinstall
- Tips pemula
  - Uji melalui Live CD, Install jangan sendiri.
  - Usahakan terkoneksi internet.
  - Dual OS ( komputer banci).
  - Join milis atau komunitas linux.



SEKIAN  
TERIMA KASIH

